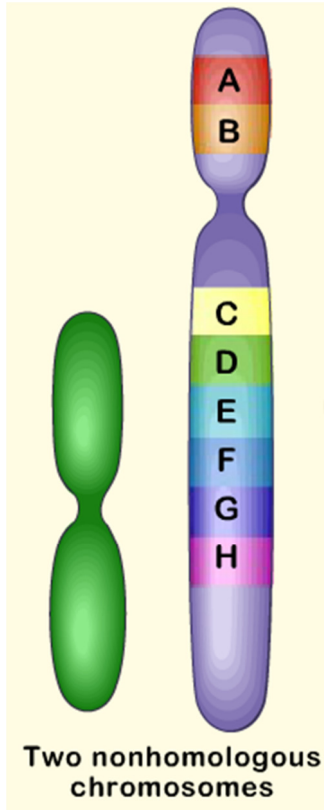


Name _____

Abnormal Chromosome Composition Examples

Normal Gene Order



For each of the chromosomes shown below, label the abnormality as one of the following

- Deletion
- Duplication
- Inversion
- Translocation

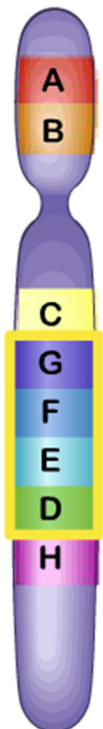
1. _____

2. _____

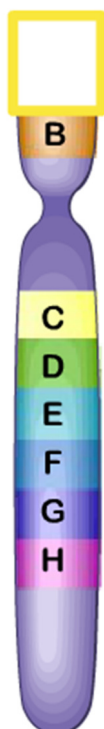
3. _____

4. _____

1.



2.



3.



4.

